



WELBECK TILES®

Made in England



Vintage Revival

Our true love of treasures from the past
has given life to 'the' tiles of today.

A wonderful 1950's cookery book was the inspiration for the 'Jellies' range.

Welcome

Thank you for requesting our catalogue.

In the following pages we hope you will be delighted at what we have to offer you.

We recently relocated our company to Penzance, in Cornwall, whose beautiful surroundings are a fantastic source of inspiration for our ever-evolving collections.

The fact that our tiles are all made here, in Cornwall, by hand, from British-sourced raw materials, in our own workshop gives us great pride in our work. This lends our tiles a fantastic, second-to-none quality, which could never be replicated in mass-production.

We have supplied many happy customers all over the world, of whom many return to us when they move house because they simply can't live without Welbeck Tiles on their walls! We certainly don't think that there could be a better endorsement for our products than that.

Our unique, complimentary design service, which is available to all of our customers will ensure that you will get what is right for you. With an idea of the style of your kitchen or bathroom, we will draw-up sketches and calculate quotations of appropriate tiling layouts based on your suggestions, which you can be sure will look good for many years to come.

On our website, you will find lots of additional information, ideas and photographs on our ranges. Of course, you are also welcome to come and visit our workshop just outside Penzance by prior arrangement.

We hope you enjoy looking through our catalogue and look forward to discussing ideas for your tiling projects with you.



WELBECK TILES®

Made in England

Introduction

| | |
|-------------------------|----|
| Hand Crafted | 04 |
| Be Inspired | 06 |
| Base Tiles | 08 |
| Design Service | 44 |
| Product Characteristics | 44 |
| How to Order | 44 |

Collections

| | |
|---------|----|
| English | 10 |
|---------|----|

Traditional designs with timeless appeal, the English Collection will complement interiors of today and yesterday.



| | |
|-------|----|
| Coast | 27 |
|-------|----|

Inspired by the beauty of the ocean and childhood holiday memories, the Coast Collection is an unforgettable range of tiles.



| | |
|----------|----|
| Platinum | 34 |
|----------|----|

From modern geometric designs to exquisite botanical illustrations, the Platinum Collection is a truly stunning range.



| | |
|------|----|
| Rose | 40 |
|------|----|

A beautiful collection of English Roses, captured on tiles to keep the essence of summer in your home all year long.





Hand Crafted

All our tiles are made in the traditional time honoured way - where quality comes before quantity.

Here the thickness of the glaze is being carefully measured.

A work of art

Producing tiles of this quality takes time, patience and skill, with many stages from the raw clay to the finished tile.

The tiles are first pressed from raw clay into the shapes we require, these are left to dry. The first firing changes them from grey clay to a creamy white matt bisque tile. A glaze is then applied, and the tiles are re-fired to give a wonderful glossy crackle finish.

The tiles are then ready to decorate, and this is when the magic really begins to happen. A myriad of techniques applied by hand are used, and some tiles will be fired for up to three more times before their full beauty is revealed.





Be Inspired



Choose to stand out

Welbeck Tiles will definitely make a design statement in your home, whether your kitchen is traditional or contemporary, our designs are sure to enhance your home. The design possibilities of our tiles are endless. Many more ideas can be viewed on our website, or we can help you create your own unique look using Welbeck Tiles.

Base Tiles

Beautiful in their own right, our base tiles are the building blocks for all of our designs.

Here, dado tiles are drying before they have their first bisque firing in our kilns.



Base tile
13.5 cm square tile
49 tiles per square metre



Brick tile
13.5 x 6.75 cm
98 tiles per square metre



Quarter tile
6.75 x 6.75 cm
196 tiles per square metre



Corner edging tile
6.75 x 6.75 cm



Brick edging tile
13.5 x 6.75 cm
Also available as a half tile
6.75 x 6.75 cm



Corner dado tile
4 x 4 cm



Dado tile
13.5 x 4 cm
Also available as a half tile
6.75 x 4 cm





With classically inspired tiles using original engravings, the English Collection is the flagship of Welbeck's range. Traditional designs with timeless appeal, to complement interiors of today and yesterday.

The following designs are available in charcoal, and if required can be hand colour-washed in a choice of green, blue, lilac, yellow, pink or orange - either a single colour or a mixture of your choice.

Styles

| | | | |
|---------------|-------|--------------------|-------|
| Tableware | 11-12 | Flora | 19 |
| Cutlery | 13 | Ferns | 19 |
| Welbeck Words | 14 | Cactus | 21 |
| French Signs | 15 | Animals | 21 |
| Household | 16 | Panels | 22-24 |
| Jellies | 17 | Edging and Borders | 25-26 |
| Tulips | 18 | | |

English Collection



Tableware

Classical English Tableware designs, wonderful in a panel with a border tile, or just used more informally randomly interspersed with our base tile.



BA ETW 1



BA ETW 2



BA ETW 3



BA ETW 4



BA ETW 5



BA ETW 6



BA ETW 7



BA ETW 8



BA ETW 9



BA ETW 10



BA ETW 11



BA ETW 12



BA ETW 13



BA ETW 14



BA ETW 15



BA ETW 16



BA ETW 17



BA ETW 18



BA ETW 19



BA ETW 20



BA ETW 21



BA ETW 22



BA ETW 23



BA ETW 24




BA ETW 25



BA ETW 26



BA ETW 27



Q ETW 1 Q ETW 2 BR ETW 3

Cutlery

Fantastic old silver cutlery designs. Page 23 shows a panel using these tiles, which can be made to fit any space.



BA EC 1



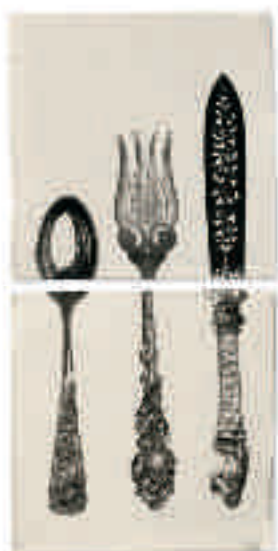
BA EC 2



BA EC 3



BA EC 4



BA EC 5



BA EC 6



BA EC 7



BA EC 8

Welbeck Words

One of our first and most popular designs that are instantly recognized as Welbeck Tiles. What a storm these tiles have created! You name it, we have been asked to make it - from champagne names to puddings, tea and coffee to proverbs. But it is the English herb names that are requested the most. You can have them made into a panel with a border of any size, or just use them scattered amongst our plain brick tiles. The quarter tiles look wonderful as spacers between the words.



BR EWW

BR EWW



BR EWW



BR EWW



BR EWW

BR EWW



BR EMS 1



BR EMS 2



Q EMS 1



Q EMS 2



Q EMS 3



Q EMS 4

French Signs

A recent addition to our word tile range, French Advertising signs on a new size of brick tile (24 cm x 7 cm). Magnifique!



LB EFS 1



LB EFS 2



LB EFS 3



LB EFS 4



LB EFS 5



LB EFS 6



LB EFS 7



LB EFS 8



LB EFS 9



LB EFS 10



LB EFS 11

Household

Quirky old household and beauty products, including bizarre 'Climax' perfume.
Available in a charcoal or sepia tint.



BA EH 1



BA EH 2



BA EH 3



BA EH 4



BA EH 5



BA EH 6

Jellies

Wonderful old jelly mould designs, use them on their own or try combining them with a few Welbeck Words, such as 'Scrumptious Puddings' or 'Bon Appetite'. All the designs can be hand coloured if required.



BA EJ 1



BA EJ 2



BA EJ 3



BA EJ 4



BA EJ 5



BA EJ 6



BA EJ 7



BA EJ 8



BA EJ 9

Tulips

Gorgeous parrot tulip designs, lovely in charcoal or hand-coloured.



BA ET 1



BA ET 2



BA ET 3



BA ET 4



BA ET 5



BA ET 6



BA ET 7



BA ET 8



BA ET 9

Flora

Graceful botanical drawings of flowers.



BA EFL 1



BA EFL 2



BA EFL 3



BA EFL 4



BA EFL 5



BA EFL 6

Ferns

Quintessentially English Plants, lovely used as a border in a traditional setting.



BA EF 1



BA EF 2



BA EF 3



BA EF 4



BA EF 5



BA EF 6



Cactus

Unusual images of cacti available in charcoal also.



BA ECA 1



BA ECA 2



BA ECA 3



BA ECA 4

Animals

Fine detailed animal prints in a choice of charcoal or sepia.



BA EA 1



BA EA 2



BA EA 3



BA EA 4

Panels

Our classic word tile panels can be made to fit any space. These are just examples of our most popular ones; but the sky really is the limit as to what you can create. Usually, we surround these panels with a few rows of plain brick tiles on all sides. Let us know your requirements and we can design a unique panel just for you.




PANEL HP 1



PANEL INP 2

Panels

Our stunning double griffin panel looks wonderful in a large area and is also available as a single griffin panel, which looks particularly good surrounded by a dado border tile.



PANEL GP 3



PANEL CP 4

Panels


Beautiful botanical illustrations can be used singularly or in a row.



PANEL FLP 5



PANEL FLP 6



PANEL FLP 7

Dado Tiles Borders

Moulded border tiles, for use with any of the tiles in the English Collection. Dado borders are also available as a half tile (see Page 9).



CD E Rufford 1



D E Rufford 2



CD E Clumber 1



D E Clumber 2



CD E Thoresby 1



D E Thoresby 2



CD E Ribbon 1




D E Ribbon 2

Half-Tile Borders

Bold patterns on our brick tiles look decorative as a border with our base tiles. Mitred corners are also available.



BR EHB Welbeck 1



BR EHB Chuckney 2

Acanthus Border

Acanthus leaf border tile on or square base tile.



BA EHB Acanthus 1

Brick-Edging Tile Borders

Less raised than our dado tile, our brick edging tiles are used most to frame our wall panels. Brick edging borders are also available as a half tile (see Page 9).



CBRE E Rufford 1

BRE E Rufford 2

CBRE E Clumber 1

BRE E Clumber 2



CBRE E Thoresby 1

BRE E Thoresby 2

CBRE E Ribbon 1

BRE E Ribbon 2



Vibrant colourful designs and vintage holiday mementos, from a bygone era are what give the Coast Collection its charm. Inspired by the beauty and mystery of the ocean, and wonderful memories of seaside holidays, the Coast Collection forms a truly breathtaking and unforgettable range of tiles.

Flick through the following pages and be whisked away to those long lazy days by the sea.

Styles

| | |
|-----------------|-------|
| Shells | 28 |
| Sea Plants | 28 |
| Sea Stars Large | 29 |
| Sea Stars Small | 30 |
| Postcards | 31-33 |

Coast Collection

Shells

Finely detailed shells look wonderful as a splash back to a sink.



Sea Plants

Seaweed and aquatic plants, these can be made into a border, surrounding the shells to form a rock pool panel.



BA ES 1



BA ES 2



BA ESP 1



BA ESP 2



BA ES 3



BA ES 4



BA ESP 3



BA ESP 4




BA ES 5



BA ES 6

Sea Stars Large

These beautiful images are taken from studies of seashells. There is a choice of charcoal, gold or platinum for each design.



BA CSSL 1



BA CSSL 2



BA CSSL 3



BA CSSL 4



BA CSSL 5



BA CSSL 6



BA CSSL 7



BA CSSL 8



BA CSSL 9



BA CSSL 10



BA CSSL 11



BA CSSL 12



BA CSSL 13



BA CSSL 14




BA CSSL 15

Sea Stars Small

Smaller, more close-up images with the occasional burst of colour.



Q CSSS 1



Q CSSS 2



Q CSSS 3



Q CSSS 4



Q CSSS 5



Q CSSS 6




Q CSSS 7



Q CSSS 8



Q CSSS 9



Q CSSS 10



Q CSSS 11



Q CSSS 12



Q CSSS 13



Q CSSS 14



Q CSSS 15



Postcards

Our brand new range of tiles. We have had such fun collecting and transforming old postcards onto tiles. We have just designed a wonderful bathroom in Cornwall, with a whole wall full of postcard tiles, and interspersed with word tiles such as 'Bucket and Spade', 'Ice Cream', and 'Donkey Rides'. The tiles are also lovely just as objects on a mantelpiece: we have lots more things planned to add to this range for the future. Please look at our website for new additions to this range.



LR CP 1 PWLLHELI



LR CP 2 MISS TAYLOR



LR CP 3 SKEGNESS



LR CP 4 MISS BRIDGE



LR CP 5 LOCH CRERAN



LR CP 6 LOCH BENEVEIAN



LR CP 7 FILEY BRIGG



LR CP 8 MARGATE



LR CP 9 MISS ATWOOD

Postcards



LR CP 10 NEWQUAY



LR CP 11 CLACTON-ON-SEA



LR CP 12 MRS POWELL



LR CP 13 GREYNA GREEN



LR CP 14 MRS WORSELL



LR CP 15 WESTCLIFF-ON-SEA



LR CP 16 BARRY ISLAND



LR CP 17 BABACOMBE BEACH



LR CP 18 SEABURN

Postcards



LR CP 19 BORROWDALE



LR CP 20 FILEY



LR CP 21 SOUTHPORT PIER

All postcard designs are on our new larger sized tile (24.5 cm x 15 cm). Plain glazed tiles are also available.



From modern geometric designs to exquisite botanical illustrations, the Platinum Collection is a stunning range combining beautiful engravings with matt and shiny precious metals. Platinum or gold is applied by hand using a unique process.

Different sized tiles give endless possibilities for unique combinations. Fabulous in bathrooms.

Styles

| | |
|-------------------|----|
| Silver Squares | 35 |
| Fine Art Squares | 36 |
| Platinum Quarters | 37 |
| Botanicals | 39 |

Platinum Collection

Silver Squares

Geometric designs in a combination of shiny and matt platinum or gold.



BA PSS 1



BA PSS 2



BA PSS 3



BA PSS 4



BA PSS 5



BA PSS 6



BA PSS 7



BA PSS 8



BA PSS 9



BA PSS 10



BA PSS 11



BA PSS 12



BA PSS 13



BA PSS 14



BA PSS 15



BA PSS 16

Fine Art Squares

Traditional designs combined with modern geometrics. Available in platinum or gold.



BA PFS 1



BA PFS 2



BA PFS 3



BA PFS 4



BA PFS 5



BA PFS 6



BA PFS 7



BA PFS 8



BA PFS 9



BA PFS 10



BA PFS 11



BA PFS 12

Platinum Quarters

A mix of smaller quarter size tiles, great used with the brick tile.



Q PPQ 1



Q PPQ 2



Q PPQ 3



Q PPQ 4



Q PPQ 5



Q PPQ 6



Q PPQ 7



Q PPQ 8



Q PPQ 9



Q PPQ 10



Q PPQ 11



Q PPQ 12



Q PPQ 13




Q PPQ 14



Q PPQ 15

Platinum Quarters



Q PPQ 16



Q PPQ 17



Q PPQ 18



Q PPQ 19



Q PPQ 20




Q PPQ 21



Q PPQ 22



Q PPQ 23



Q PPQ 24



Q PPQ 25



Q PPQ 26



Q PPQ 27



Q PPQ 28



Q PPQ 29



Q PPQ 30



Q PPQ 31



Q PPQ 32

Botanicals

Simply gorgeous, gracefully flowing plant drawings.
Choose from charcoal, platinum or gold.



BA PB 1



BA PB 2



BA PB 3



BA PB 4



BA PB 5



BA PB 6



BA PB 7



BA PB 8



BA PB 9



BA PB 10



BA PB 11



BA PB 12

Sensational, energetic blooms fill these tiles with colour and vivacity. A stunning range of Rose Tiles to capture the essence of summer in your home all year long, which look gorgeous in both bathrooms or even fireplaces.

Choose from a cream background or a wonderful, lustrous gold or platinum finish.

Styles

| | |
|------------|----|
| Rose Large | 41 |
| Rose Small | 42 |



Rose Collection

Rose Large

All available with a choice of cream, gold or platinum backgrounds.



BA RRL 1



BA RRL 2



BA RRL 3



BA RRL 4



BA RRL 5



BA RRL 6



BA RRL 7



BA RRL 8



BA RRL 9



BA RRL 10



BA RRL 11



BA RRL 12

Rose Small

A wonderful eclectic mix of flora. Choose from a gold, cream or platinum background.



Q RRS 1



Q RRS 2



Q RRS 3



Q RRS 4



Q RRS 5



Q RRS 6



Q RRS 7



Q RRS 8



Q RRS 9



Q RRS 10



Q RRS 11



Q RRS 12



Design Service

The different ways that Welbeck Tiles can be used are limitless, which is why our free design service is invaluable. We would be pleased to offer suggestions for tiling schemes tailored to your particular space. We would also be happy to provide you with a drawing, quotation and calculation of tile quantities. Simply supply us with the measurements of the area you wish to be tiled, and we will do the rest.

Product Characteristics

Shade, glaze, and crackle variation will occur due to the inherent characteristics of handmade tiles made from natural clay which adds to the tiles' individuality.

How to Order

Order by phone, fax or e-mail.
T +44 (0)1736 762 000
E info@welbecktiles.com

You are welcome to come and visit our showroom, which is only open by prior appointment.





WELBECK TILES®

Made in England

Head Office, Boskenza, Rosudgeon, Penzance, Cornwall, TR20 9AS

T +44 (0)1736 762 000 E info@welbecktiles.com

www.welbecktiles.com



WELBECK TILES®

Made in England

Price List

The English Collection

| Base Tiles | | | |
|-------------|--------------------------|----------------|------------|
| BA | BASE TILE | 13.5 X 13.5 CM | £2.50 EACH |
| BR | BRICK TILE | 13.5 X 6.75 CM | £1.96 EACH |
| Q | QUARTER TILE | 6.75 X 6.75 CM | £1.76 EACH |
| BRE | BRICK EDGING TILE | 13.5 X 6.75 CM | £6.36 EACH |
| CBRE | CORNER BRICK EDGING TILE | 6.75 X 6.75 CM | £6.36 EACH |
| D | DADO TILE | 13.5 X 4 CM | £6.36 EACH |
| CD | CORNER DADO TILE | 4 X 4 CM | £6.36 EACH |
| LB | LARGE BRICK TILE | 24 X 7 CM | £3.92 EACH |
| LR | LARGE RECTANGLE TILE | 24 X 14 CM | £7.84 EACH |

| Tableware | | | |
|---------------|-------------|----------------|-------------|
| BA ETW | CHARCOAL | 13.5 X 13.5 CM | £9.37 EACH |
| BA ETW | HAND TINTED | 13.5 X 13.5 CM | £11.63 EACH |
| BR ETW | CHARCOAL | 13.5 X 13.5 CM | £9.37 EACH |
| BR ETW | HAND TINTED | 13.5 X 13.5 CM | £11.63 EACH |
| Q ETW | CHARCOAL | 6.75 X 6.75 CM | £8.03 EACH |
| Q ETW | HAND TINTED | 6.75 X 6.75 CM | £9.30 EACH |

| Cutlery | | | |
|--------------|---------------|--------------|-----------------|
| BA EC | CHARCOAL ONLY | 13.5 X 27 CM | £22.00 PER PAIR |

| Welbeck Words | | | |
|--|---------------|----------------|------------|
| Any word possible maximum four letters per tile. Please telephone us if you need some inspiration | | | |
| BR EWW | CHARCOAL ONLY | 13.5 X 6.75 CM | £9.97 EACH |
| Q EWW | CHARCOAL ONLY | 6.75 X 6.75 CM | £9.97 EACH |
| BR EMS | CHARCOAL ONLY | 13.5 X 6.75 CM | £8.03 EACH |
| Q EMS | CHARCOAL ONLY | 6.75 X 6.75 CM | £8.03 EACH |

| French Signs | | | |
|---------------|---------------------------|-----------|-------------|
| LB EFS | PLAIN (CRACKLE BASE TILE) | 24 X 7 CM | £3.65 EACH |
| LB EFS | DÉCOR (CHARCOAL ONLY) | 24 X 7 CM | £19.94 EACH |

| Household | | | |
|--------------|-------------------|----------------|-------------|
| BA EH | CHARCOAL OR SEPIA | 13.5 X 13.5 CM | £10.00 EACH |

| Jellies | | | |
|--------------|-------------|----------------|-------------|
| BA EJ | CHARCOAL | 13.5 X 13.5 CM | £10.00 EACH |
| BA EJ | HAND TINTED | 13.5 X 13.5 CM | £15.00 EACH |

| Tulips | | | |
|--------------|-------------|----------------|-------------|
| BA ET | CHARCOAL | 13.5 X 13.5 CM | £10.00 EACH |
| BA ET | HAND TINTED | 13.5 X 13.5 CM | £15.00 EACH |

| Flora | | | |
|---------------|-------------|----------------|-------------|
| BA EFL | CHARCOAL | 13.5 X 13.5 CM | £10.00 EACH |
| BA EFL | HAND TINTED | 13.5 X 13.5 CM | £15.00 EACH |

| Ferns | | | |
|--------------|-------------|----------------|-------------|
| BA EF | CHARCOAL | 13.5 X 13.5 CM | £10.00 EACH |
| BA EF | HAND TINTED | 13.5 X 13.5 CM | £15.00 EACH |

| Cactus | | | |
|---------------|-------------|----------------|-------------|
| BA ECA | CHARCOAL | 13.5 X 13.5 CM | £10.00 EACH |
| BA ECA | HAND TINTED | 13.5 X 13.5 CM | £15.00 EACH |

| Animals | | | |
|--------------|-------------------|----------------|-------------|
| BA EA | CHARCOAL OR SEPIA | 13.5 X 13.5 CM | £10.00 EACH |

| Panels | | | |
|------------------|--------------------------|-------------|--------------|
| PANEL EHP | HERB PANEL CHARCOAL | 96 X 47 CM | £478.00 EACH |
| PANEL INP | INGREDIENTS PANEL | 154 X 47 CM | £610.00 EACH |
| PANEL GP | DOUBLE GRIFFIN PANEL | 126 X 55 CM | £500.00 EACH |
| PANEL GPS | SINGLE GRIFFIN PANEL | 68 X 55 CM | £250.00 EACH |
| PANEL CP | CUTLERY PANEL | 134 X 37 CM | £510.00 EACH |
| PANEL FLP | FLOWER PANEL CHARCOAL | 98 X 56 CM | £250.00 EACH |
| PANEL FLP | FLOWER PANEL HAND TINTED | 98 X 56 CM | £300.00 EACH |

| Dado Borders | | | |
|-----------------|---------------------|-------------|-------------|
| All in charcoal | | | |
| D E | RUFFORD DADO | 13.5 X 4 CM | £12.17 EACH |
| CD E | RUFFORD CORNER DADO | 4 X 4 CM | £12.17 EACH |
| D E | CLUMBER DADO | 13.5 X 4 CM | £12.17 EACH |
| CD E | CLUMBER DADO CORNER | 4 X 4 CM | £12.17 EACH |
| D E | THORESBY DADO | 13.5 X 4 CM | £12.17 EACH |
| CD E | THORESBY CORNER | 4 X 4 CM | £12.17 EACH |
| D E | RIBBON DADO | 13.5 X 4 CM | £12.17 EACH |
| CD E | RIBBON CORNER DADO | 4 X 4 CM | £12.17 EACH |

| Half Tile Borders | | | |
|-------------------|----------------|----------------|-------------|
| BR EHB | WELBECK BORDER | 13.5 X 6.75 CM | £12.17 EACH |
| BR EHB | CUCKNEY | 13.5 X 6.75 CM | £12.17 EACH |

| Acanthus Border | | | |
|-----------------|----------|----------------|-------------|
| BA EHB | ACANTHUS | 13.5 X 13.5 CM | £12.84 EACH |

| Brick Edging Tile Borders | | | |
|---------------------------|---------------------|----------------|-------------|
| BRE E | BRICK EDGING | 13.5 X 6.75 CM | £12.17 EACH |
| CBRE E | CORNER BRICK EDGING | 6.75 X 6.75 CM | £12.17 EACH |
| HBRE E | HALF BRICK EDGING | 6.75 X 6.75 CM | £6.17 EACH |

The Coast Collection

Shells

| | | | |
|--------------|--------------------|----------------|-------------|
| BA ES | SHELLS CHARCOAL | 13.5 X 13.5 CM | £10.00 EACH |
| BA ES | SHELLS HAND TINTED | 13.5 X 13.5 CM | £15.00 EACH |

Sea Plants

| | | | |
|---------------|------------------|----------------|-------------|
| BA ESP | SEAWEED CHARCOAL | 13.5 X 13.5 CM | £10.00 EACH |
|---------------|------------------|----------------|-------------|

Sea Stars

| | | | |
|----------------|--------------------|----------------|-------------|
| BA CSSL | SEA STARS CHARCOAL | 13.5 X 13.5 CM | £18.80 EACH |
| BA CSSL | SEA STARS GOLD | 13.5 X 13.5 CM | £28.20 EACH |
| BA CSSL | SEA STARS PLATINUM | 13.5 X 13.5 CM | £28.20 EACH |
| Q CSSS | SEA STARS CHARCOAL | 6.75 X 6.75 CM | £12.00 EACH |
| Q CSS | SEA STARS GOLD | 6.75 X 6.75 CM | £18.80 EACH |
| Q CSS | SEA STARS PLATINUM | 6.75 X 6.75 CM | £18.80 EACH |

Postcards

| | | | |
|--------------|-----------------------------|------------|-------------|
| LR CP | LARGE RECTANGLE (BASE TILE) | 24 X 14 CM | £5.00 EACH |
| LR CP | POSTCARDS | 24 X 14 CM | £40.00 EACH |
| LR CP | PWLLHELI | 24 X 14 CM | £40.00 EACH |
| LR CP | MISS TAYLOR | 24 X 14 CM | £40.00 EACH |
| LR CP | SKEGNESS | 24 X 14 CM | £40.00 EACH |
| LR CP | MISS BRIDGE | 24 X 14 CM | £40.00 EACH |
| LR CP | LOCH CRERAN | 24 X 14 CM | £40.00 EACH |
| LR CP | LOCH BENEVEIAN | 24 X 14 CM | £40.00 EACH |
| LR CP | FILEY BRIGG | 24 X 14 CM | £40.00 EACH |
| LR CP | MARGATE | 24 X 14 CM | £40.00 EACH |
| LR CP | MISS ATWOOD | 24 X 14 CM | £40.00 EACH |
| LR CP | NEWQUAY | 24 X 14 CM | £40.00 EACH |
| LR CP | CLACTON-ON-SEA | 24 X 14 CM | £40.00 EACH |
| LR CP | MRS POWELL | 24 X 14 CM | £40.00 EACH |
| LR CP | GRETNA GREEN | 24 X 14 CM | £40.00 EACH |
| LR CP | MRS WORSSELL | 24 X 14 CM | £40.00 EACH |
| LR CP | WESTCLIFF-ON-SEA | 24 X 14 CM | £40.00 EACH |
| LR CP | BARRY ISLAND | 24 X 14 CM | £40.00 EACH |
| LR CP | BABACOMBE BEACH | 24 X 14 CM | £40.00 EACH |
| LR CP | SEABURN | 24 X 14 CM | £40.00 EACH |
| LR CP | BORROWDALE | 24 X 14 CM | £40.00 EACH |
| LR CP | FILEY | 24 X 14 CM | £40.00 EACH |
| LR CP | SOUTHPORT PIER | 24 X 14 CM | £40.00 EACH |

The Platinum Collection

Silver Squares

| | | | |
|---------------|----------------|----------------|-------------|
| BA PSS | SILVER SQUARES | 13.5 X 13.5 CM | £18.80 EACH |
|---------------|----------------|----------------|-------------|

Fine Art Squares

| | | | |
|---------------|------------------|----------------|-------------|
| BA PFS | FINE ART SQUARES | 13.5 X 13.5 CM | £24.98 EACH |
|---------------|------------------|----------------|-------------|

Platinum Quarters

| | | | |
|--------------|-------------------|----------------|-------------|
| Q PPQ | PLATINUM QUARTERS | 6.75 X 6.75 CM | £17.79 EACH |
|--------------|-------------------|----------------|-------------|

Botanicals

| | | | |
|--------------|--------------------------|----------------|-------------|
| BA PB | BOTANICALS CHARCOAL | 13.5 X 13.5 CM | £13.32 EACH |
| BA PB | BOTANICALS GOLD/PLATINUM | 13.5 X 13.5 CM | £26.72 EACH |

The Rose Collection

Rose

| | | | |
|---------------|------------------|----------------|-------------|
| BA RRL | ROSE ON CREAM | 13.5 X 13.5 CM | £29.38 EACH |
| BA RRL | ROSE ON GOLD | 13.5 X 13.5 CM | £37.39 EACH |
| BA RRL | ROSE ON PLATINUM | 13.5 X 13.5 CM | £37.39 EACH |
| Q RRS | ROSE ON CREAM | 6.75 X 6.75 CM | £17.68 EACH |
| Q RRS | ROSE ON GOLD | 6.75 X 6.75 CM | £23.50 EACH |
| Q RRS | ROSE ON PLATINUM | 6.75 X 6.75 CM | £23.50 EACH |

WELBECK TILES®

Made in England

How to Order

Order by phone, fax or e-mail.
T +44 (0)1736 762 000
E info@welbecktiles.com

You are welcome to come and visit our showroom, which is only open by prior appointment.

Samples

We are happy to supply up to three tile pieces free of charge. Whole tiles will be charged at the normal retail price.

Lead Time

All tiles are made to order, we will give you an advised lead time when you order, but recommend allowing up to three weeks for delivery.

Collections and Deliveries

Orders can be collected from our studio by prior arrangement, or sent with a next-day courier. We are happy to ship goods abroad, and the charges for deliveries outside of the mainland UK are available on request. The cost of delivery within the mainland UK is as follows:

- Up to 10 tiles : £7
- 10 – 200 tiles : £15
- 200+ tiles : £20

Payment

Full payment is required upon ordering. We accept cheques, and all major credit cards. All prices quoted include VAT.

Returns and Breakages

We pride ourselves on our excellent packaging, and thus breakages are very rare. All tile deliveries are fully insured. It is essential that you unpack and check your tiles on receiving them for insurance purposes, even if you do not intend to use them straight away. We regret that we cannot accept claims for breakages after 2 days. If anything is broken, we will endeavour to replace them as soon as possible.

As all tiles are made order, we regrettably cannot accept returns unless the product is faulty.

Terms and Conditions

All goods supplied by Welbeck Tiles Ltd. are supplied on the basis of the company's standard terms and conditions. Copies of which are available on our website, and/or by request.

Use

Welbeck Crackle tiles are suitable for walls in kitchens and bathrooms, and for fireplaces. We do not recommend they are used in power-showers.

Product Characteristics

Shade, glaze, and crackle variation will occur due to the inherent characteristics of handmade tiles made from natural clay. These are not considered defects, and we believe that it adds to the tiles' individuality.

Installation

Where possible, tiles should be laid out prior to fixing, or taken randomly from boxes to allow for blending of any shade variation.

Any standard wall tile adhesive can be used to fix our tiles. We recommend ivory or cream grouts.

Grout joints must be judged by eye because of the uneven edges, and made as tight as possible.

Crackle tile and grout joints should be sealed using a penetrating sealer. We recommend using KF StainStop by Lithofin, which we always have in stock and can be purchased with your order.

The Platinum Collection decors must be protected with a low-tack tape while fixing and grouting.

Care

We recommend cleaning with non-abrasive cleaning and a soft cloth.

